

Overview - Public Entities Quarterly Reporting

Approved receipts	23,0	95,0%	Approved spending	23,0	51,8%	Surplus/(deficit)	(Blank)
-------------------	------	-------	-------------------	------	-------	-------------------	---------

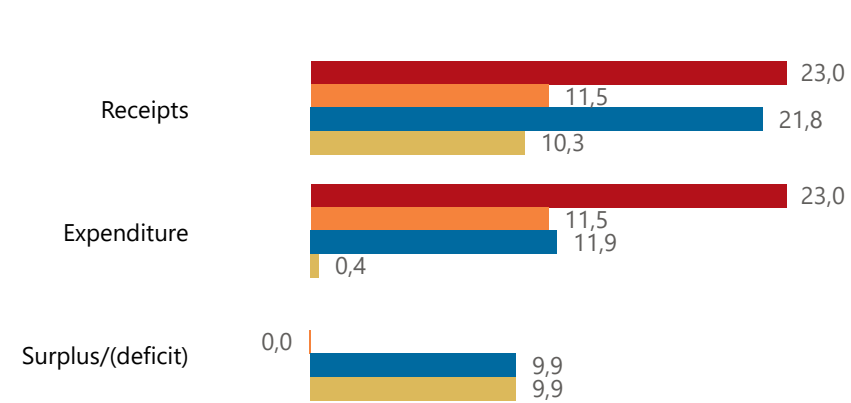
- ☐ R billion
- ☒ R million
- ☐ R thousand



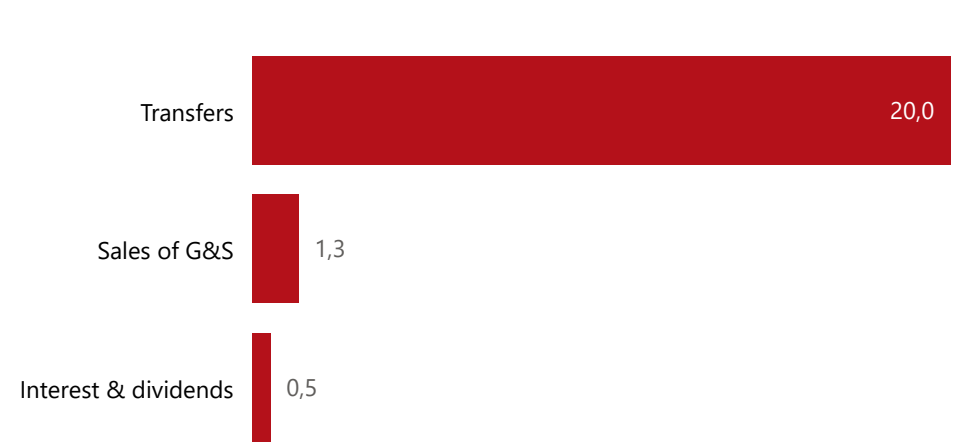
national treasury
Department:
National Treasury
REPUBLIC OF SOUTH AFRICA

Consolidation

● Approved ● Forecast ● YTD ● Variance



Composition of receipts



Quarter

2

Cluster

Education and related

Department

Sport, Arts and Culture

Entity

Boxing South Africa

Composition of spending



Functional grouping



Spending by PFMA schedule



Public Entities Receipts

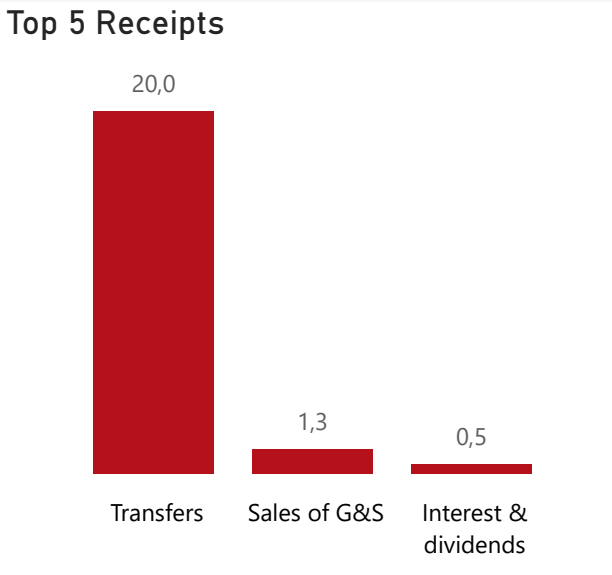
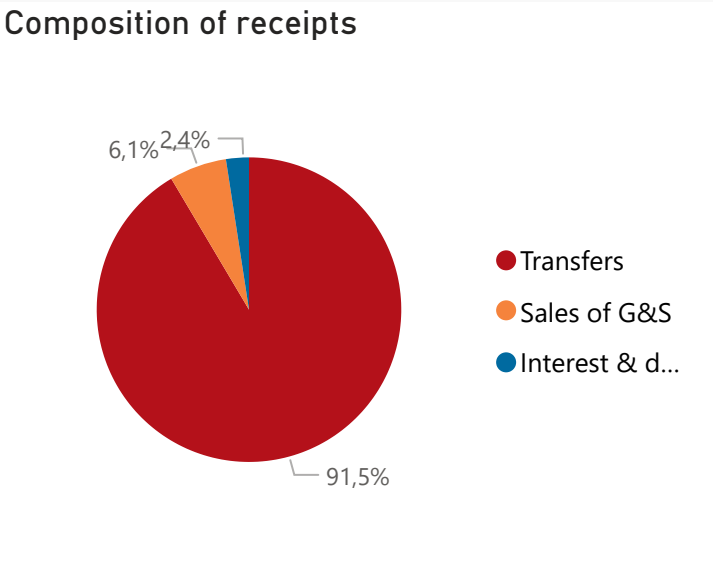
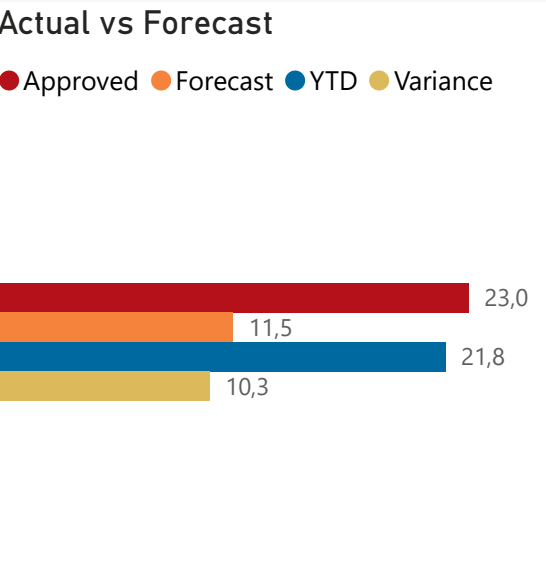
Approved sales of G&S
2,2 60,1%

Approved transfers
20,0 100,0%

☐ R billion

☒ R million

☐ R thousand



Quarter

2

Cluster

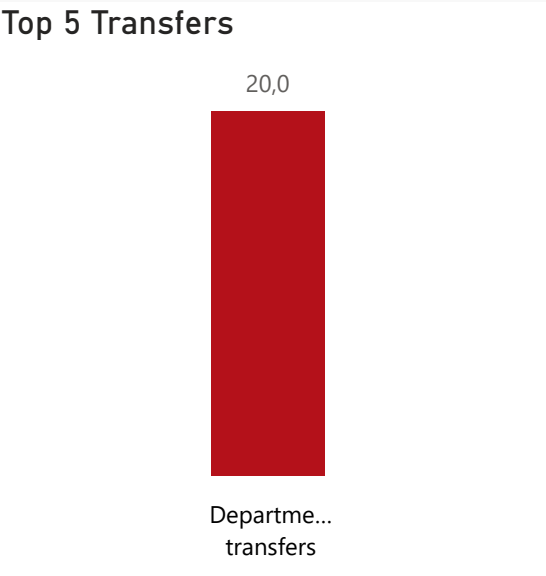
Education and related

Department

Sport, Arts and Culture

Entity

Boxing South Africa




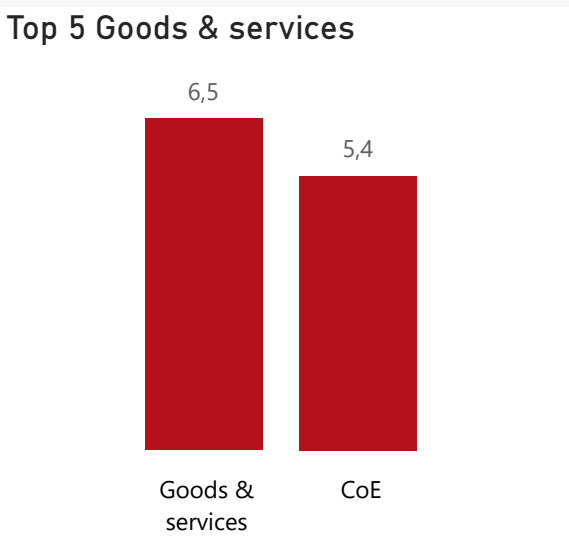
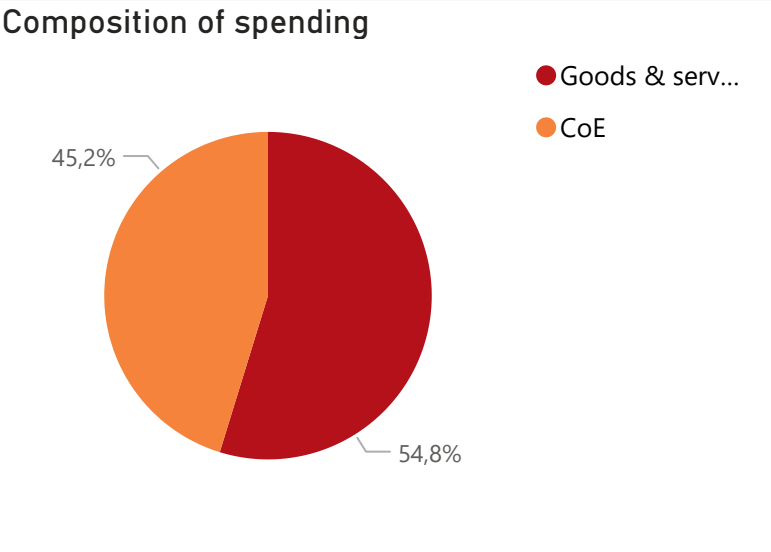
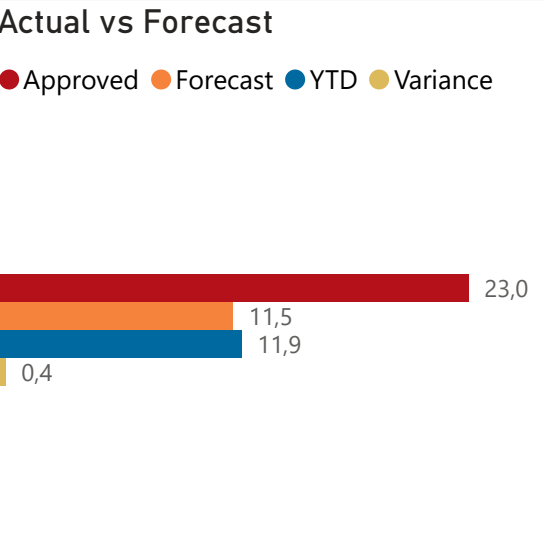
Receipts

Level 3	Approved	YTD	% YTD
Transfers	20,0	20,0	91,5%
Sales of G&S	2,2	1,3	6,1%
Interest & dividends	0,8	0,5	2,4%
Fines & penalties	0,0		
Total	23,0	21,8	100,0%



Public Entities Spending

Approved CoE	Approved G&S	Approved transfers
9,854,9%	13,249,5%	46,095,0%



Spending

Level 3	Approved	YTD	% YTD
⊕ Goods & services	13,2	6,5	54,8%
⊕ CoE	9,8	5,4	45,2%
Total	23,0	11,9	100,0%



☐ R billion
☒ R million
☐ R thousand

Quarter

2

Cluster

Education and related

Department

Sport, Arts and Culture

Entity

Boxing South Africa